

How to Use: Gale Virtual Reference Library

- Alfred C. O'Connell Library -

Gale Virtual Reference Library provides searchable, full-text, online versions of specialized encyclopedias, handbooks, and reference book sources.

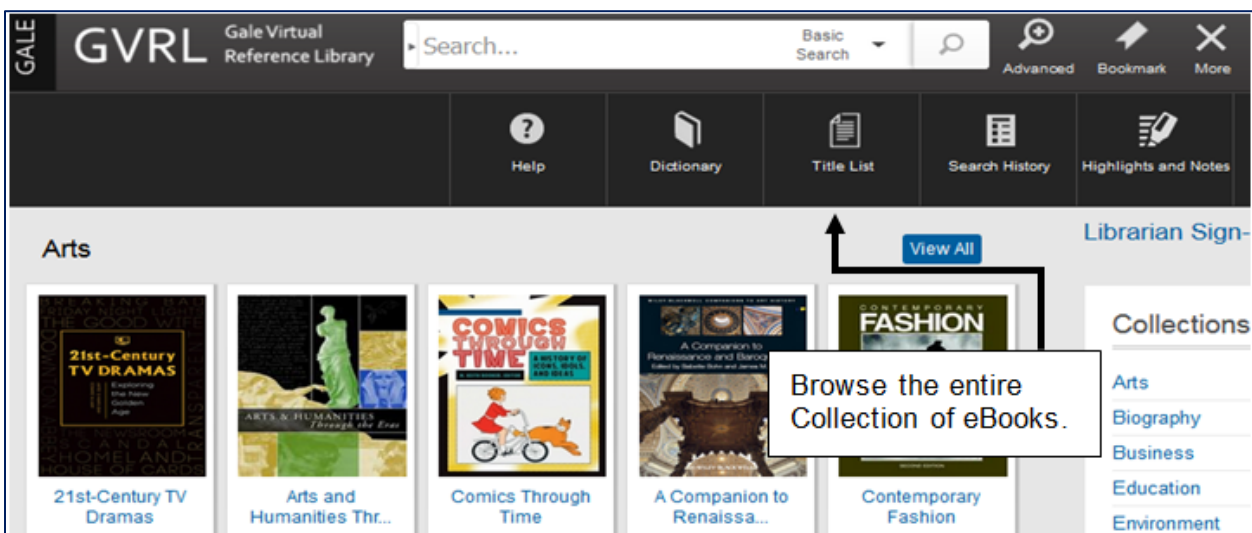
Topics: biography, business, crime, cultures, endangered species, health, popular culture, religions, sciences, and much more.

To Start:

- Go to the library homepage at <https://www.genesee.edu/library/>
- Click on [Databases A-Z](#)
- Click on **Gale Virtual Reference Library**

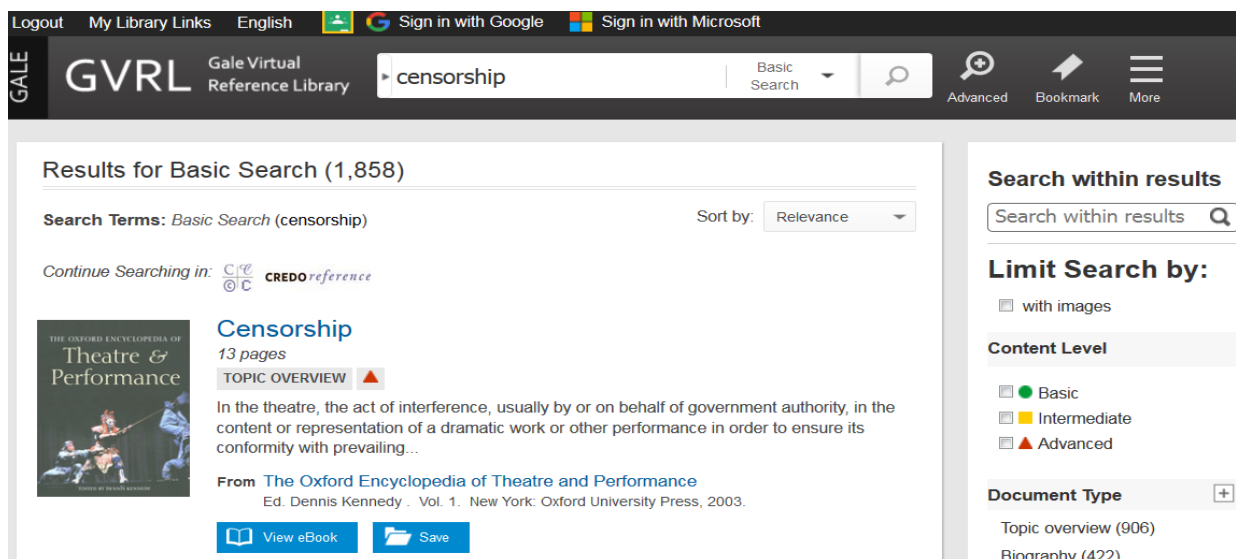
There are three recommended ways to search *Gale Virtual Reference Library*:

1. **Browse the Title List:** You can view an eBook directly from the Basic Search page (the home page) without doing a Search.

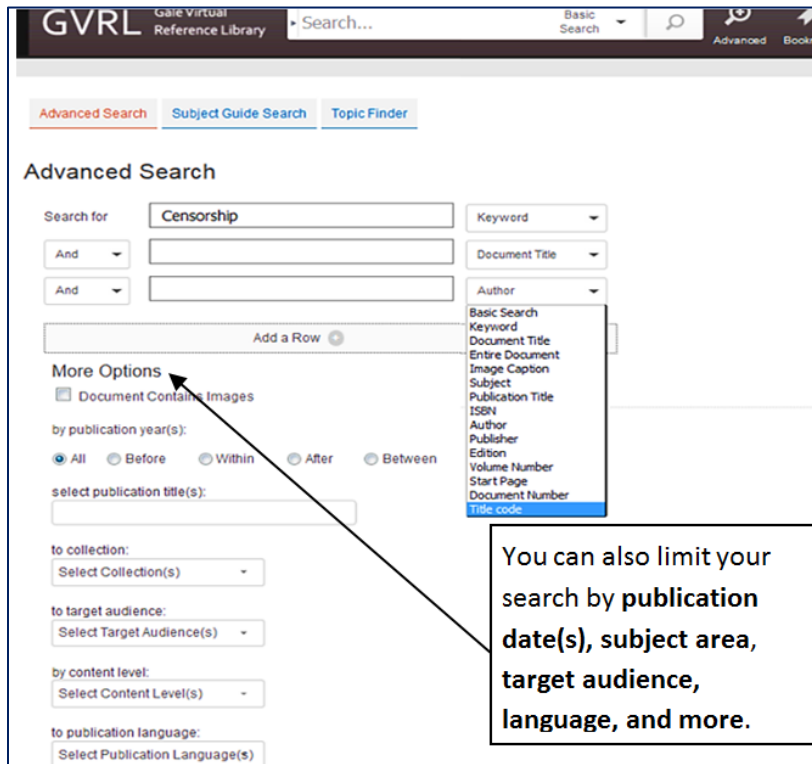


- On the right side of the page are Collection subject areas. Click the subject name to see available titles.
- From here, you will see the "Table of Contents," which you can click on.

2. **Basic Search:** Type your search term(s) or subject in the box at the top of the page.

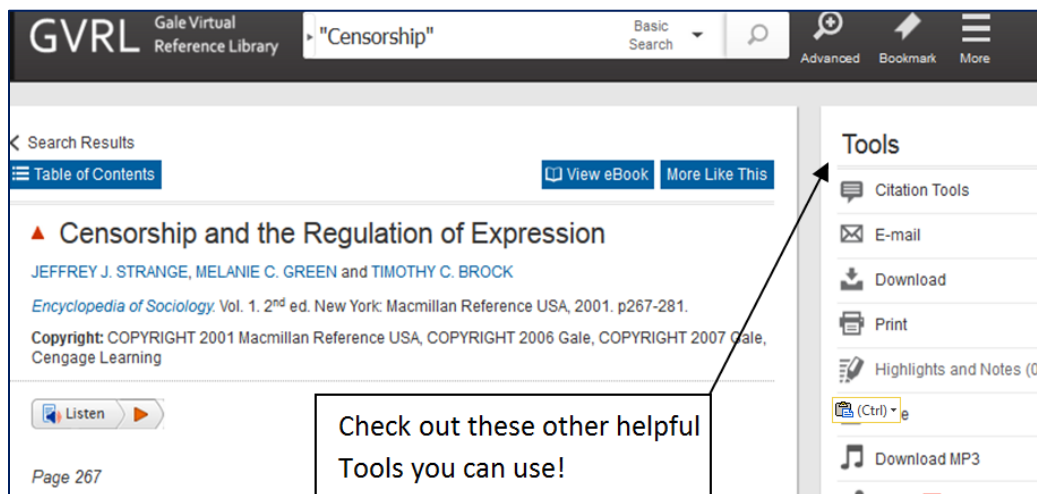


3. **Advanced Search:** Advanced Search allows you search by **Document Title** or **Author**. You can also search by **Publisher**, **Entire Document**, and many other fields or index options.



- Type your search term in the box.
- Scroll down and select the additional fields (indexes) you would like to search.

Helpful Tools: Look in the right column for tools like e-mail, print, download, etc.



Questions? Ask a Librarian:

In Person:.....Library Information Desk

Phone:585-343-0055 Ext. 6419

Email:Click on Email from the library’s web page

Chat:Click on Chat online from the library’s web page